









# MAP AND DIRECTIONS

Auditory Implant  
Service

# Highfield Campus

UNIVERSITY OF  
Southampton



-  Patient Parking (5 Spaces)
-  Car Park (Permit holders only)
-  Car Park (Pay and display)
-  Car Park (Gower permits only - not for patients)
-  Pre-booked parking
-  Food Outlets
-  Cash Point
-  Disabled Toilet with changing bench & hoist

The University of Southampton Auditory Implant Service is based in Building 19 on the Highfield Campus of the University of Southampton. For more information see [www.southampton.ac.uk](http://www.southampton.ac.uk)

Please see overleaf for detailed instructions of how to find us...

## By foot from the Hartley Library

<p><b>1:</b> From the pelican crossing outside the Hartley Library. Look for directions to the ISVR.</p>	<p><b>2:</b> With the Library on your right, walk past Buildings 5, 9 and 7.</p>	<p><b>3:</b> Turn left between Buildings 7 and 9 (Lanchester and Faraday).</p>	<p><b>4:</b> You will see Building 19 ahead of you on the right.</p>
			

### By rail or bus

Fast trains from London and Bournemouth/Weymouth stop at Winchester, Southampton Central and Southampton Airport Parkway. Trains from Portsmouth and Bristol/ South Wales stop at Southampton Central. For information on bus services connecting Highfield campus with the city centre and rail stations please go to [www.unilinkbus.co.uk](http://www.unilinkbus.co.uk)

### By car

From the M3 – exit at junction 14, following signs for Southampton (A33). Follow the A33 into Bassett Avenue and follow the signs to University Campuses (Highfield Site).

From the M27 (west or east) – leave the M27 at junction 5 (Southampton Airport) and take the exit for the A335 following the signs to University campuses (Highfield Site). You will need to take a right on to Burgess Road as the road forks (by McDonalds) and then a left when you reach Highfield Campus (just past the co-op before the Stile pub).

When you reach the Campus drive down University Road. Hartley Library will be on the left. Turn left after the Hartley Library and first left after Building 34. Follow the road past Building 28 until you come to the crossroads, go straight on and you will see Building 19 ahead of you on the right.

### Patient parking

You will need a parking permit available from the Auditory Implant Service. There are 5 spaces marked 'ISVR Patient' outside Building 13 (Tizard). If these are unavailable you may also park in any of the car parks labelled for permit holders with the exception of the following: yellow hatched areas, the VC reserved bays (Building 37), Gower Car Park, Visitors' Car Park and the Pay and Display Car Park.\*

There is also parking in nearby side streets for TWO hours only.

### Disabled parking

There are marked bays across the campus for disabled badge holders. You will need to display your disabled permit as well as an Auditory Implant Service permit.

### Visitor parking

There is a pay and display car park on Highfield Campus, which is near Buildings 1 and 16. Please note that it can fill up very quickly during the morning.

There is also a Visitors Car Park – shown as 'Pre-booked parking' on the map. You may only park here if you received confirmation from a member of staff at the University that they have booked you a space.

**\*Please note: Penalty Charge Notices will apply if a vehicle is parked in an inappropriate location.**